

YouGov's first Welsh poll: The results

27.10.2009

YouGov
Institute of Welsh Politics, Aberystwyth University
Wales Governance Centre, Cardiff University

Timetable for Seminar

8.00-8.25	'Analysis' RWJ & RS
8.25-8.45	Discussion
8.45-8.50	Short break
8.50-9.00	'A brief history of internet polling' Joe Twyman
9.00-9.20	'Internet polling: the state of the art' Peter Kellner
9.20-9.30	'YouGov in Wales' – Kate Davies
9.30-9.45	Q&A with the YouGov panel
9.45-10.00	Opportunity for informal discussion

Part 1: The 1st YouGov Poll in Wales

1. The Poll
2. The State of the Parties
3. Attitudes to Devolution and a Referendum
4. The Labour Leadership
5. Q & A

The Poll

- Fieldwork conducted via the Internet
- Fieldwork conducted October 21-23
- Respondents sampled from YouGov panel
- Sample size = 1078; data weighted to be representative of population

The State of the Parties

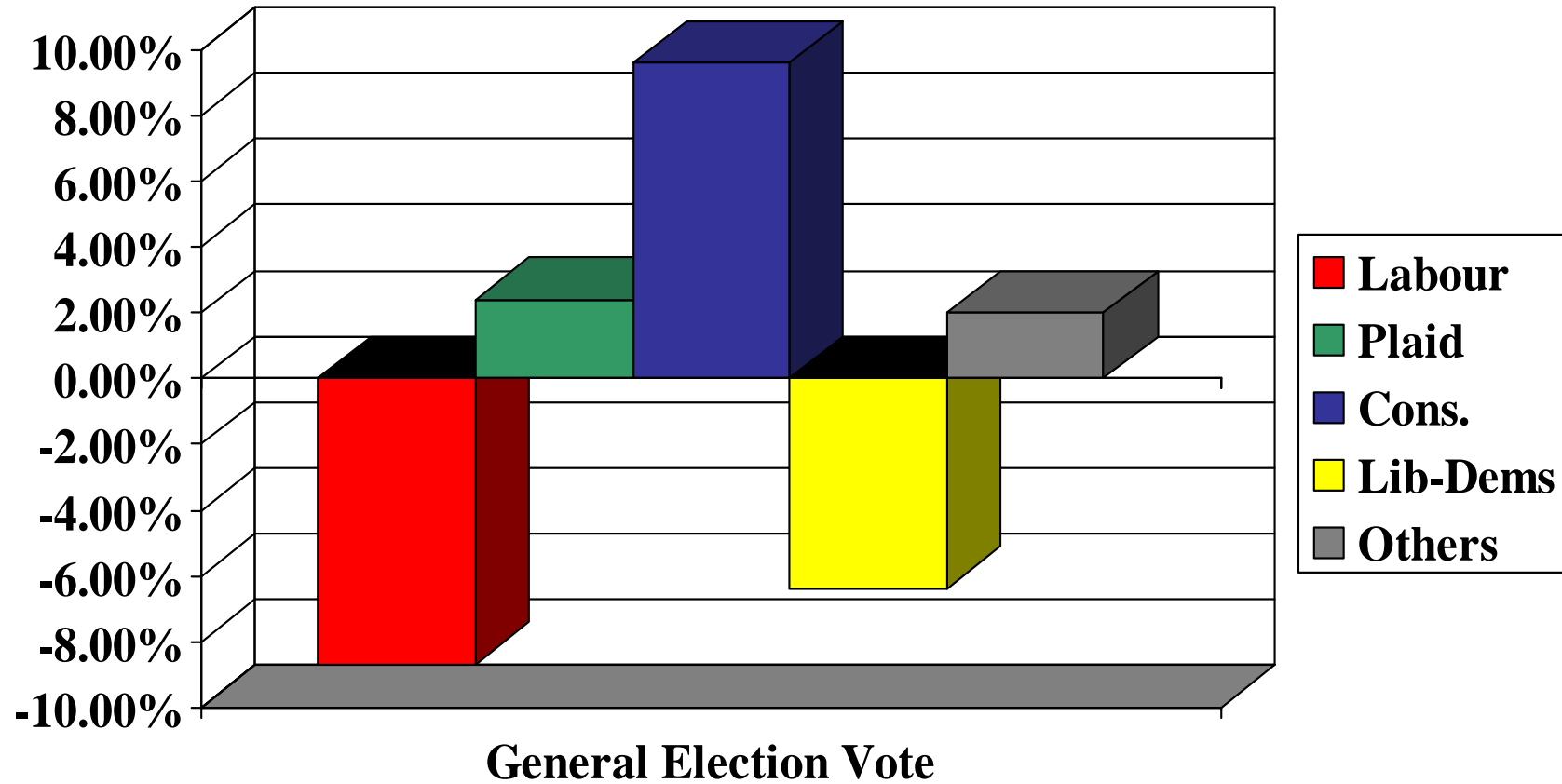
Poll asked about:

- UK General Election Voting Intention
- NAW Election Constituency & Regional Voting Intention

General Election Voting Intention

	<u>%</u>
Labour	34
Conservative	31
Lib-Dems	12
Plaid Cymru	15
Others	7

% Changes From 2005



Election Implications, 1

If the swings implied by this poll are applied uniformly across Wales, parties would win following number of MPs (change on 2005)...

Labour	20 (-9)
Conservative	12 (+9)
Lib-Dems	2 (-2)
Plaid Cymru	5 (+2)
Others	1

Election Implications, 2

Predicted results would be...

- Worst Labour vote share in Wales since 1918; 3.5% worse than in 1983
- Best Conservative vote share and seats since 1983
- Plaid's best general election vote share and seat result ever

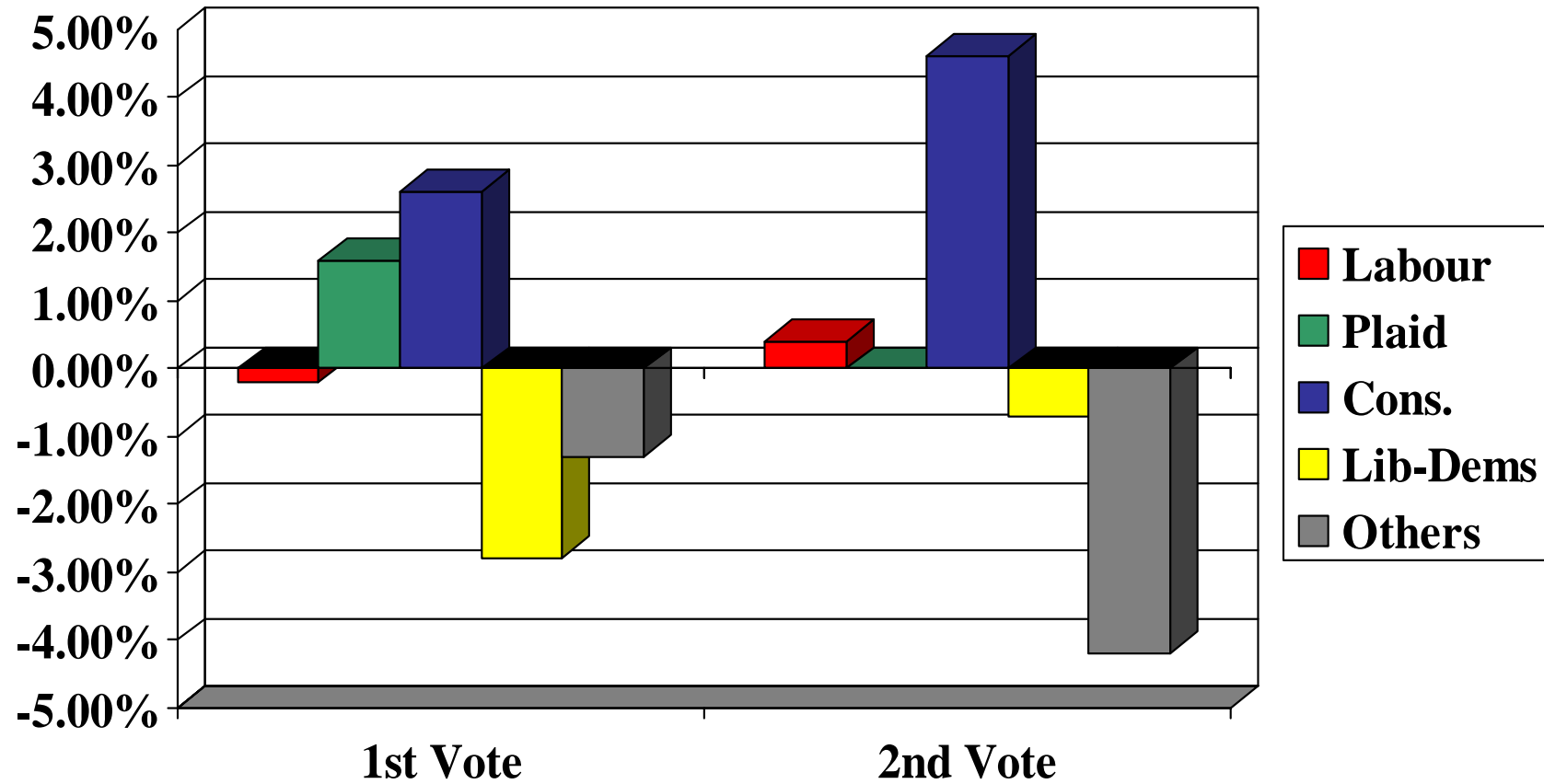
NAW Voting Intention: Constituency

	<u>%</u>
Labour	32
Conservative	25
Lib-Dems	12
Plaid Cymru	24
Others	7

NAW Voting Intention: Region

	<u>%</u>
Labour	30
Conservative	27
Lib-Dems	11
Plaid Cymru	21
Others	12

Changes From 2007



Election Implications

If the swings implied by this poll are applied uniformly across Wales, parties would win following number of AMs in 2011 (change on 2007)...

Labour	25 (-1)
Conservative	16 (+4)
Lib-Dems	6
Plaid Cymru	12 (-3)
Others	1

Attitudes to Devolution

Numerous questions asked including:

- Multiple-option Constitutional Preference
- Which level of government should have most influence (general and specific)
- NAW compared to Scottish Parliament
- Impact of Devolution on Government
- Referendum voting intention

Constitutional Preferences

	<u>%</u>
Independence	14
Parliament	34
Assembly	27
No Assembly	17
Don't Know	6

Constitutional Preferences: comparing the surveys

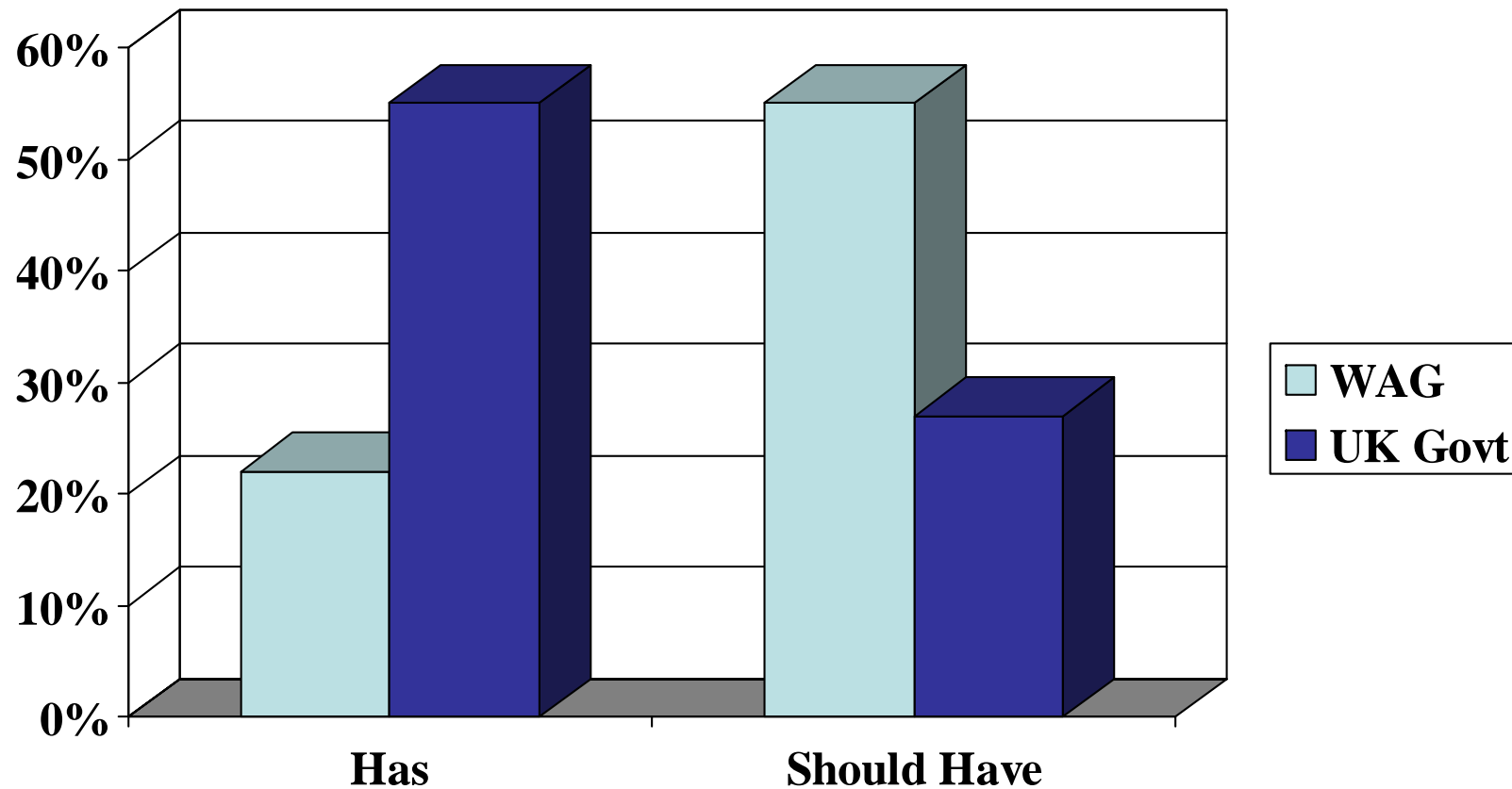
Since 2005...

- 10 different surveys/polls
- 3 different survey methods; 4 different survey companies; 6 different question/answer formats

BUT all agree:

- Support for Independence below 20%
- Support for 'No Devolution' never above 20%
- Support for status quo OR more powers always 60% or more

'Most influence over way Wales is run'



Desired level of govt to make decisions on specific policies, %

	<u>UK</u>	<u>WAG</u>
NHS	41	47
Schools	19	56
Universities	29	58
Police	33	50
Defence & Foreign Aff.	73	14

NAW .v. Scottish Parliament

“The NAW should have the same level of powers as the Scottish Parliament”

	<u>%</u>
Agree (Strongly or Tend to)	63
Disagree (Strongly or Tend to)	28
Don't Know	9

Impact of Devolution on Government, 1

‘Having a National Assembly for Wales has
given Wales...’

	<u>%</u>
Stronger Voice in the UK	46
Neither – no difference	41
Weaker Voice in the UK	6
Don't Know	6

Impact of Devolution on Government, 2

Impact of creation of National Assembly on
'the way Wales is governed'

	<u>%</u>
Better (much or a little)	55
No difference	24
Worse (much or a little)	10
Don't Know	11

The Referendum, 1

YouGov Poll asked...

- “Would you support or oppose the idea of holding a referendum on giving the NAW full law making powers?”
- “If there were to be a referendum tomorrow on giving the NAW full law making powers how would you vote?”

The Referendum, 2

“Would you support or oppose the idea of holding a referendum on giving the NAW full law making powers?”

	<u>%</u>
Support holding referendum	63
Oppose holding referendum	20
Don't know	17

The Referendum, 3

“If there were to be a referendum tomorrow on giving the NAW full law making powers how would you vote?”

	<u>%</u>
Yes	42
No	37
Wouldn't Vote/Don't know	21

The Labour Leadership

YouGov poll asked...

- Public evaluations of major UK party leaders
- Public evaluations of major Welsh party leaders
- Public evaluations of three Welsh Labour leadership contenders

The UK Leaders: Brown

“Do you think Gordon Brown is doing well or badly as the UK Prime Minister”

% Well (very or fairly)	36
-------------------------	----

% Badly (very or fairly)	60
--------------------------	----

% Don't Know	5
--------------	---

% Well - % Badly =	- 24
--------------------	------

The UK Leaders: Cameron

“Do you think David Cameron would do well or badly as the UK Prime Minister”

% Well (very or fairly)	38
-------------------------	----

% Badly (very or fairly)	47
--------------------------	----

% Don't Know	15
--------------	----

% Well - % Badly =	- 9
--------------------	-----

The UK Leaders: Clegg

“Do you think Nick Clegg would do well or badly as the UK Prime Minister”

% Well (very or fairly)	25
-------------------------	----

% Badly (very or fairly)	48
--------------------------	----

% Don't Know	27
--------------	----

% Well - % Badly =	- 23
--------------------	------

The Welsh Leaders

“Do you think Rhodri Morgan is doing well or badly as First Minister for Wales”

% Well (very or fairly)	63
-------------------------	----

% Badly (very or fairly)	19
--------------------------	----

% Don't Know	17
--------------	----

% Well - % Badly =	+ 44
--------------------	------

The Welsh Leaders

“How well or badly do you think each of the following would do as First Minister for Wales”

Ieuan Wyn Jones

% Well (very or fairly) 31

% Badly (very or fairly) 23

% Don't Know 47

% Well - % Badly = + 8

The Welsh Leaders

“How well or badly do you think each of the following would do as First Minister for Wales”

Nick Bourne

% Well (very or fairly)	19
-------------------------	----

% Badly (very or fairly)	31
--------------------------	----

% Don't Know	50
--------------	----

% Well - % Badly =	- 12
--------------------	------

The Welsh Leaders

“How well or badly do you think each of the following would do as First Minister for Wales”

Kirsty Williams

% Well (very or fairly)	20
-------------------------	----

% Badly (very or fairly)	22
--------------------------	----

% Don't Know	58
--------------	----

% Well - % Badly =	- 2
--------------------	-----

The Labour Contenders

“How well or badly do you think each of the following would do as First Minister for Wales”

Carwyn Jones

% Well (very or fairly)	32
-------------------------	----

% Badly (very or fairly)	14
--------------------------	----

% Don't Know	54
--------------	----

% Well - % Badly =	+ 18
--------------------	------

The Labour Contenders

“How well or badly do you think each of the following would do as First Minister for Wales”

Huw Lewis

% Well (very or fairly)	22
-------------------------	----

% Badly (very or fairly)	19
--------------------------	----

% Don't Know	59
--------------	----

% Well - % Badly =	+ 3
--------------------	-----

The Labour Contenders

“How well or badly do you think each of the following would do as First Minister for Wales”

Edwina Hart

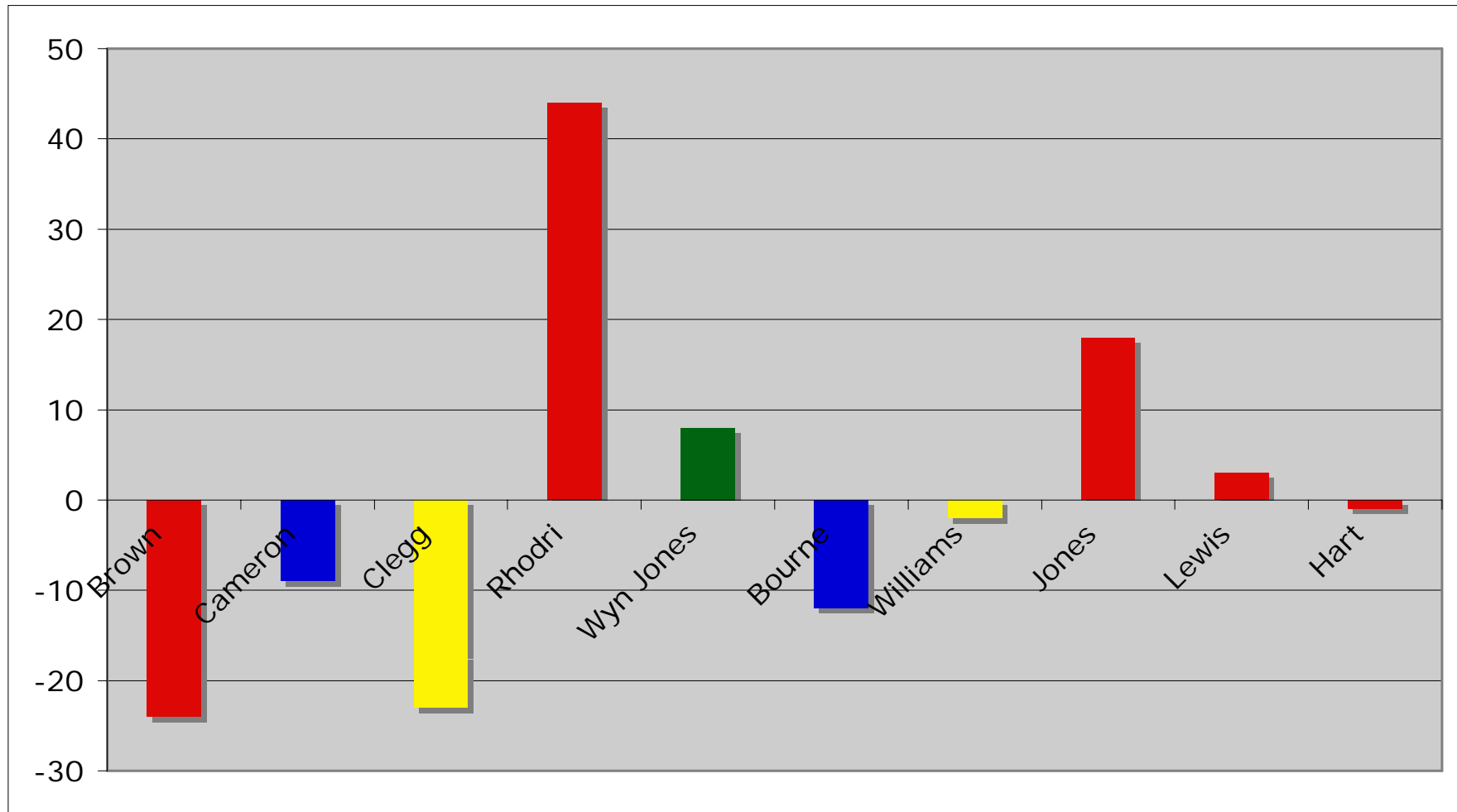
% Well (very or fairly)	27
-------------------------	----

% Badly (very or fairly)	28
--------------------------	----

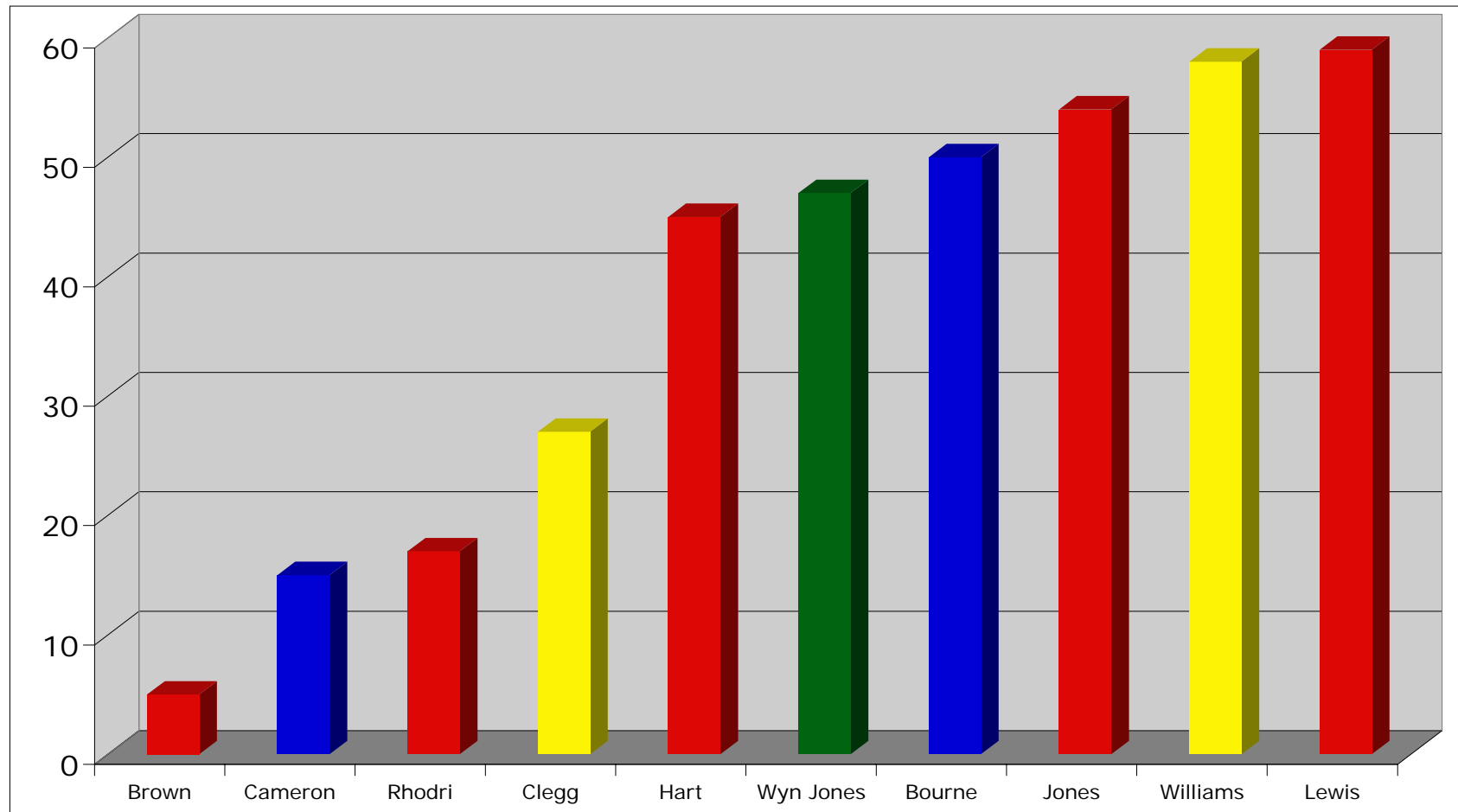
% Don't Know	45
--------------	----

% Well - % Badly =	-1
--------------------	----

Leader Ratings



Leaders - Don't Knows



Questions & Discussion