

Student visa

‘How to apply for a Student visa’ Tutorial

‘Outside of the UK’

Rosa Soto, International Student Adviser
visaadvice@aber.ac.uk



All students should firstly visit [Student visa : Apply online - GOV.UK](#) and create an account on UKVI online application system.

Apply outside the UK

As part of your application, you'll need to prove your identity. How you do this depends on where you're from and what type of passport you have.

You'll either:

- use the 'UK Immigration: ID Check' app to scan your identity document - you'll also create or sign into your UK Visas and Immigration (UKVI) account
- have your fingerprints and photo (biometric information) taken at a [visa application centre](#)

You'll be told what you need to do when you apply.

Once you've started your application, you can save your form and complete it later.

Start now >

Press 'Start now'.

Where are you planning to live?



England, Scotland, Wales or Northern Ireland



Jersey, Guernsey or the Isle of Man

Continue

Answer 'England, Scotland, Wales or Northern Ireland', press 'Continue'.

Do you have a current EU, EEA or Swiss passport?

The EEA includes the EU countries and Iceland, Liechtenstein and Norway

☐

Yes

☐

No

Continue

Answer 'Yes' or 'No', press 'Continue'.

If you answered 'Yes', go to page 63, and follow instructions to verify your ID by using the 'UK Immigration: ID Check' app.

Select a country to provide your biometrics

To complete your application, you must provide your biometrics (fingerprints and facial photograph). This may involve attending a visa application centre (VAC) operated by one of our commercial partners.

We need to know which commercial partner will manage your biometrics appointment. This is so we can transfer you to the correct website after you have submitted your visa application.

Enter the country where you would like to provide your biometrics. This will usually be the country you are in now. If there is no VAC in your selected country, you will be able to choose an alternative location.

If you believe you are unable to provide your biometrics at any location, you should still choose a location. You will then be told how to proceed.



Enter the country where you are applying from.

Next



Press 'Next' at the bottom of the page.

Check available visa application centre locations



To check the availability of services at your preferred application centre you can find more information by visiting the website of our commercial partner [VFS Global](#) who operates our centres around the world.

You can find all VAC locations by checking the '[Find a visa application centre](#)' page on GOV.UK. They are also listed on our commercial partners' websites.

You will not be able to change the location after you have submitted your application.

There may not be a VAC in your preferred location. Try an alternative location if this is the case.

You must select a location even if you believe you are unable to provide your biometrics at any location.

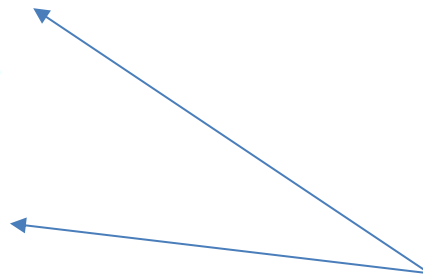


I have identified the location where I will provide my biometrics (or I am unable to provide my biometrics at any location).



I want to choose a different location.

Next



Select an answer and press 'Next'.

Student visa

Use this form to apply from outside the UK for a Student visa.

You cannot add family members ('dependants') to this application. You must complete a [separate form](#) for your dependants.

Before you apply

Before you start your application, [read the guidance](#) on:

- eligibility
- how to apply and required documents
- fees

How long it takes you to complete the application will depend on your particular situation. You will be able to save your application and come back to it at another time if you need to.

If you are inactive for 25 minutes you will be automatically logged out.

How we use your data

The Home Office will use the personal information you provide to decide whether to grant your application. We may also share your information with other public and private sector organisations in the UK and overseas. For more detail please see the [Privacy Notice for the Border, Immigration and Citizenship system](#). This also sets out your rights under the Data Protection Act 2018 and explains how you can access your personal information and complain if you have concerns about how we are using it.

Apply now

Updated 05/2025

Please note: some students are allowed to bring dependants with them to the UK, please consult the International Student Adviser if you are not sure whether you are eligible to bring your family.

Before you continue with the application, select 'read the guidance' and read the information.

Press 'Apply now' at the bottom of the page.

Register an email

Enter an email address and password so you can save your answers. You will then be emailed a unique link to let you log back in to your application at a later point, if needed.

Throughout your application, you can select the option to 'Return to this application later' in order to re-send the link to your latest saved application.

Email address



Enter your email address here.

Create a password

Your password must be 10 characters or longer and must contain at least 3 of the following:

- uppercase letter
- lowercase letter
- a number
- a symbol

Repeat your password



Create a password.

Save and continue



Press 'Save and continue'.

Contacting you by email

We may use email to contact you about your application, for example, we may contact you for further information, or send a decision on your application by email. We may also use email to contact you about your immigration status after your application has been decided.

You must notify us immediately if the contact email addresses you provide as part of this application change.



If this is not correct, [update your email address](#).

Who does this email address belong to?

- ☐ You
- ☐ Someone else

Save and continue

Select 'You', press 'Save and continue'.


Additional email

Do you have another email address?

☐ Yes ☐ No

Save and continue

*Answer 'Yes' or 'No', press
'Save and continue'.*



Your telephone number

We may contact you by telephone if we have any further questions about your application, or about your immigration status after your application has been decided.

You must notify us immediately if the contact telephone number(s) you provide as part of this application change.

Provide your telephone number

Only include numbers, and for international numbers include the country code. You will be able to add any additional telephone numbers after you click 'Save and continue'.

Where do you use this telephone number?

You can select more than one option

☐ For use whilst in the UK

☐ For use whilst out of the UK

Select whether this is your home, mobile or work telephone number

You can select more than one option

☐ Home telephone number

☐ Business telephone number

☐ Mobile telephone number

Save and continue

Answer all questions, press 'Save and continue'.

Any other telephone numbers

Do you have any other telephone numbers?

☐

Yes

☐

No

Save and continue

*Answer 'Yes' or 'No', press
'Save and continue'.*

Contacting you by telephone

Are you able to be contacted by telephone?

- ☐ I can be contacted by telephone call and text message (SMS)
- ☐ I can only be contacted by telephone call
- ☐ I can only be contacted by text message (SMS)
- ☐ I cannot be contacted by telephone call or text message (SMS)

*Answer all questions, press
'Save and continue'.*

Save and continue

Scholarships

Do you have a Fulbright, Marshall, Chevening, or Commonwealth scholarship?

Check the [postgraduate scholarship guidance](#), if you do not know.

☐

Yes

☐

No

Answer 'Yes' or 'No', press 'Save and continue'.

Save and continue

Your Confirmation of Acceptance for Studies

Do you have a Confirmation of Acceptance for Studies (CAS) number?

☒

Yes

☐

No

Answer 'Yes'

Confirmation of Acceptance for Studies reference number

*Enter CAS number, and
press 'Save and continue'.*

Save and continue

Your course start date

What is your course start date?

Enter the course start date as shown under 'Course details' on your Confirmation of Acceptance for Studies (CAS). For example, 27 03 2024

Day Month Year

--	--	--

You will find this information on your CAS.

[Why we need this date](#)

Save and continue

Cancel

Press 'Save and continue'.

Your course end date

What is your course end date?

Enter the course end date as shown under 'Course details' on your Confirmation of Acceptance for Studies (CAS). For example, 27 03 2025

Day	Month	Year
<input type="text"/>	<input type="text"/>	<input type="text"/>

[Why we need this date](#)

You will find this information on your CAS.

Save and continue

Press 'Save and continue'.

Your name

Enter your name as shown on your passport or travel document. Use the English spelling of your name where provided.

You must tell us your full name.

Given name(s)

Your given name is usually your first name. If you have middle names, include these with your given name. If your name has a suffix (e.g. Jr), include this with your given name. If you have a patronymic name, include it with your given name. You must tell us all your given names.

Family name

Your family name is the surname shared by your family.

Answer all questions.

Save and continue

Press 'Save and continue'.

Any other names

In addition to the names already provided, are you now or have you ever been known by another name?

You must provide all your names. For example, if you changed your name after marriage or have a different name that you use for professional purposes.

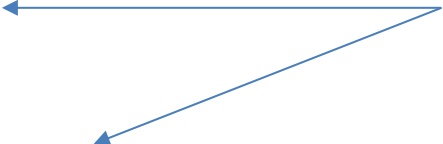
☐

Yes

☐

No

Save and continue



Answer 'Yes' or 'No', press 'Save and continue'.

Your sex and relationship status

What is your sex, as shown in your passport or travel document?

- ☐ Male
- ☐ Female
- ☐ Unspecified

What is your relationship status?

[I am unsure of my current relationship status](#)

Answer all questions

Save and continue

Press 'Save and continue'

Your address

Address

Town/City

Province/Region/State

Postal code (if applicable)

Country

Is this address also your correspondence address?

We may use this address to contact you about your application, including after it has been decided.

☐

Yes

☐

No

← Answer 'yes' or 'no'

Save and continue

← Press 'Save and continue'.

Enter your address.

About this property

How long have you lived at this address?

Select a unit of time and enter a value

What is the ownership status of your home?

☐ I own it

☐ I rent it

☐ Other

Answer all questions.

Save and continue

Press 'Save and continue'.

Your passport

! You must use your passport or travel document to complete this section.

Passport number or travel document reference number

Issuing authority

On your passport or travel document this could also be referred to as 'country of issue' or 'place of issue'.

Issue date

Enter date in the format DD MM YYYY

Day Month Year

Expiry date

Enter date in the format DD MM YYYY

Day Month Year

Answer all questions.

Save and continue

Press 'Save and continue'.

Your identity card

Do you have a valid national identity card?

This includes identity cards, issued from non-UK governments. This does not include driving licences. If you have an internal passport, provide the details here.

☐ Yes ☐ No

Save and continue

Press 'Yes' if you have a National Identity card and then enter number. Do not worry if you do not have one!

Your nationality, country and date of birth

Country of nationality

Enter your country of nationality or citizenship, as shown on your passport or travel document. If you have previous or additional nationalities or citizenships, you will be able to add these later in the application.

Country of birth

Place of birth

Enter your place of birth (for example, the city or province), as shown on your passport or travel document.

Date of birth

For example, 31 3 2020

Day Month Year

<input type="text"/>	<input type="text"/>	<input type="text"/>
----------------------	----------------------	----------------------

Answer all questions.

Save and continue

Press 'Save and continue'.

Your other nationalities

Do you currently hold, or have you ever held, any other nationality or citizenship?

You must provide all the nationalities that you currently hold or have ever held.

☐

Yes

☐

No

Save and continue

*Answer 'Yes' or 'No', press
'Save and continue'.*

Have you provided evidence of your English language ability in a previous application?

You must have been granted a visa or permission to stay after meeting the language requirement at level B1 or above. For example:

- scored level B1, B2, C1 or C2 on an [approved English language test](#) which assessed your reading, writing, speaking and listening skills
- have a degree which was taught in English
- have an English GCSE, A level or Scottish National 4 or 5, Higher, or Advanced Higher qualification
- if you were a student, your sponsor confirmed on your CAS that you met the required level

If you are not sure how to answer this, please contact the International Student Adviser.

☐ Yes ☐ No

Save and continue

Answer 'yes' or 'no' and then click save & continue.

Spoken language preference

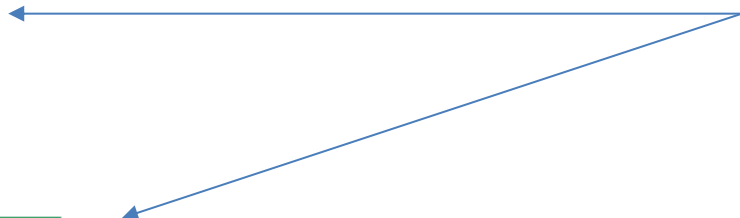
We may have to talk to you about your application. Which language would you prefer to use?

☐ English

☐ Other

Save and continue

*Answer 'English' or 'Other',
press 'Save and continue'.*

Two blue arrows originate from the instruction text on the right. One arrow points horizontally to the left, ending at the 'English' radio button. The other arrow points diagonally down and to the left, ending at the 'Save and continue' button.

People financially dependent on you

Does anyone rely on you for financial support?

Include both those travelling with you and those who are not.

This could include:

- children under 18
- children over 18 who live with you at home
- children who you look after all the time
- older relatives who need you for accommodation or other support

☐

Yes

☐

No

*Answer 'Yes' or 'No', press
'Save and continue'.*

▶ [Will these dependants be included in my application?](#)

Save and continue

Give details about 2 of your parents.

► [What if I do not have my parents' details?](#)

What is this person's relationship to you?

☐ Mother

☐ Father

Given names

Family name

If they do not have both a given and family name, enter their name(s) in the Given names field.

Date of birth

Enter date in the format DD MM YYYY

Day Month Year

Country of nationality

Have they always had the same nationality?

☐ Yes ☐ No

Press here if you do not have your parents' details.

Answer all questions - you will need to repeat this.

Family who live in the UK

Do you have any family in the UK?

This includes:

- immediate family - such as spouse, civil partner, parents, children, brothers or sisters
- grandparents or grandchildren
- your spouse or civil partner's family
- your child's spouse, civil partner or partner
- your partner, if you have lived with them for 2 out of the last 3 years

☐ Yes ☐ No

Save and continue

*Answer 'Yes' or 'No', press
'Save and continue'.*

Travelling as part of an organised group

Will you be travelling to the UK as part of an organised group?

This include travel companies or sports, work, or study groups.

☐

Yes

☐

No

Answer 'Yes' or 'No', press 'Save and continue'.

Save and continue

Travelling with another person

Will you be travelling to the UK with someone who is not your partner, spouse, or dependant?

☐

Yes

☐

No

Save and continue

Answer 'Yes' or 'No', press 'Save and continue'.

Where you will stay in the UK

Do you know where you will be staying in the UK?

☐

Yes

☐

No

Save and continue

Answer 'Yes' or 'No', press 'Save and continue'. If you have applied for University accommodation but do not have details of your allocated accommodation, you can use this address:

*The Accommodation Office,
Aberystwyth University, Y
Sgubor, Fferm Penglais,
Aberystwyth, SY23 3FH, UK*

Other places you will stay while in the UK

Will you be staying anywhere else in the UK?

This includes staying in:

- a hotel or bed and breakfast (B&B)
- accommodation provided by an employer
- a private home with friends or work colleagues
- accommodation provided by the educational institution where you will be studying
- any other type of accommodation

☐

Yes

☐

No

Save and continue

Answer 'Yes' or 'No', then click
save and continue

UK travel history

Have you been to the UK in the past 10 years?

☐

Yes

☐

No

*Answer 'Yes' or 'No', press
'Save and continue'.*

Save and continue

UK visa applications

Have you been issued with a UK visa in the past 10 years?

☐

Yes

☐

No

*Answer 'Yes' or 'No', press
'Save and continue'.*

Save and continue

Travel to Australia, Canada, New Zealand, USA, Switzerland or the European Economic Area

How many times have you visited the following places in the past 10 years?

- Australia
- Canada
- New Zealand
- USA
- Switzerland
- European Economic Area (do not include travel to the UK)

Which countries are part of the European Economic Area (EEA)?

- ☐ Zero
- ☐ Once
- ☐ 2 to 5 times
- ☐ 6 or more times

Answer, press 'Save and continue'.

Save and continue

World travel history

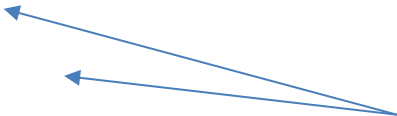
Have you been to any other countries in the past 10 years?

Do not include visits to the UK, USA, Canada, Australia, New Zealand, Switzerland or the European Economic Area.

[Which countries are part of the European Economic Area \(EEA\)?](#)

☐ Yes ☐ No

Save and continue



*Answer 'Yes' or 'No', press
'Save and continue'.*

Your planned travel information

Date you plan to arrive in the UK

Enter date in the format DD MM YYYY

Day Month Year

--	--	--



► [Why is this information important?](#)

Save and continue

Enter the date that you are planning to travel to the UK. Your 'entry' visa will be valid for 90 days – you will need to enter the UK within these 90 days

Immigration history

For either the UK or any other country, have you ever been:

- Refused a visa
- Refused entry at the border
- Refused permission to stay or remain
- Refused asylum
- Deported
- Removed
- Required to leave
- Excluded or banned from entry

☐ Yes ☐ No

Save and continue

Answer 'Yes' or 'No', press 'Save and continue'.

Breach of UK immigration law

Have you ever:

- entered the UK illegally
- remained in the UK beyond the validity of your visa or permission to stay
- breached the conditions of your leave, for example, worked without permission or received public funds when you did not have permission
- given false information when applying for a visa, leave to enter, or leave to remain
- breached UK immigration law in any other way

☐ Yes

☐ No

Save and continue

Answer 'Yes' or 'No', press 'Save and continue'.

Convictions and other penalties

At any time have you ever had any of the following, in the UK or in another country?

Only select one answer at a time. If you need to give more than one answer, you can do so on another page.

- ☐ A criminal conviction
- ☐ A penalty for a driving offence, for example disqualification for speeding or no motor insurance
- ☐ An arrest or charge for which you are currently on, or awaiting trial
- ☐ A caution, warning, reprimand or other penalty
- ☐ A civil court judgment against you, for example for non payment of debt, bankruptcy proceedings or anti-social behaviour
- ☐ A civil penalty issued under UK immigration law
- ☐ No, I have never had any of these

Make sure you answer all the questions truthfully. If you answer 'Yes' to any, please tell us.

You must tell us about spent as well as unspent convictions. You must tell us about any absolute or conditional discharges you have received for an offence.

Save and continue

Press 'Save and continue'.

War crimes

You must read all of the information on this page before answering.

► [War crimes](#)

In either peace or war time have you ever been involved in, or suspected of involvement in, war crimes, crimes against humanity, or genocide?

☐

Yes

☐

No

☐

I have read all of the information about war crimes, including the guidance

Save and continue

You will need to read the information provided before answering 'Yes' or 'No', press 'Save and continue'.

Terrorist activities, organisations and views

You must read all of the information on this page before answering.

[Terrorist activities](#)

Have you ever been involved in, supported or encouraged terrorist activities in any country?

☐ Yes ☐ No

[Terrorist organisations](#)

Have you ever been a member of, or given support to, an organisation which has been concerned in terrorism?

☐ Yes ☐ No

Have you, by any means or medium, expressed views that justify or glorify terrorist violence or that may encourage others to commit terrorist or other serious criminal acts?

☐ Yes ☐ No

☐ I have read all of the information about terrorist activities, organisations and views, including the guidance

Save and continue

You will need to read the information provided before answering 'Yes' or 'No', press 'Save and continue'.

Extremist organisations and views

You must read all of the information on this page before answering.

► [Extremist organisations](#)

Have you ever been a member of, or given support to, an organisation which is or has been concerned with extremism?

☐ Yes ☐ No

► [Extremist views](#)

Have you, by any means or medium, expressed any extremist views?

☐ Yes ☐ No

☐ I have read all of the information about extremist organisations and views, including the guidance

Save and continue

You will need to read the information provided before answering 'Yes' or 'No', press 'Save and continue'.

Person of good character

Have you, as a part of your employment or otherwise, undertaken paid or unpaid activity on behalf of a non-UK government which you know to be dangerous to the interests or national security of the UK or its allies?

☐ Yes ☐ No

Have you ever engaged in any other activities which might indicate that you may not be considered to be a person of good character?

☐ Yes ☐ No

Is there any other information about your character or behaviour which you would like to make us aware of?

☐ Yes ☐ No

Save and continue



Answer 'Yes' or 'No', press 'Save and continue'.

Your employment history

Have you ever worked for any of the following types of organisation?
Include information for any paid or unpaid work. Select all that apply.

- ☐ Armed Forces (career)
- ☐ Armed Forces (compulsory national or military service)
- ☐ Government (including Public or Civil Administration and non-military compulsory national service)
- ☐ Intelligence services
- ☐ Security organisations (including police and private security services)
- ☐ Media organisations
- ☐ Judiciary (including work as a judge or magistrate)
- ☐ I have not worked in any of the jobs listed above

Save and continue

Select any organisations that you have worked in, press 'Save and continue'.

Sponsor licence number and address

This information is on your Confirmation of Acceptance for Studies (CAS) statement, or contact your sponsor to get their licence number.

What is your sponsor licence number?

CMRTYMH23

Enter 'CMRTYMH23'

Sponsor's address

Aberystwyth University

Cledwyn Building

Penglais

Town/City

Aberystwyth

Postcode

SY23 3DD

*Use this address as the
'Sponsor's address'*

Save and continue

Don't forget to 'Save and continue'

Place of Study

What type of sponsor will you be studying with?

The [Register of Student sponsors](#) sets out what type of sponsor each institution on the register is. A Higher Education Provider with a track record of compliance will have the status 'General Student Sponsor – Track Record'.

- ☐ Independent School
- ☐ Higher Education Provider
- ☒ Higher Education Provider with a track record of compliance
- ☐ Overseas Higher Education Provider
- ☐ Publicly Funded College
- ☐ Private Provider

Select 'Higher education institution with a track record of compliance'.

► [What is the difference between a school and a higher education institution?](#)

Save and continue

Press 'Save and continue'.

Primary site of study

Is this the site where the majority of your study will take place?

Aberystwyth University
Cledwyn Building
Penglais
Aberystwyth
SY23 3DD

☐ Yes ☒ No

Address of your primary site of study

Town/City

Postcode

Select 'No' and enter the address of your academic department available from your CAS.

Save and continue

Press 'Save and continue'.

UCAS details

Did you apply for your course through UCAS?

☐

Yes

☐

No

▶ [What is UCAS?](#)

Save and continue



Answer 'Yes' or 'No', press 'Save and continue'.

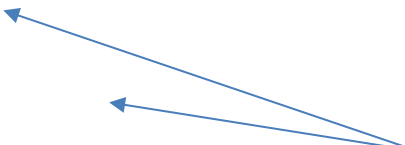
Academic Technology Approval Scheme (ATAS)

Students of certain sensitive subjects, knowledge of which could be used in programmes to develop weapons of mass destruction or their means of delivery, will need to apply for an ATAS certificate before they can study in the UK. You can [find out if you need an ATAS certificate here](#).

Do you need to obtain permission from the ATAS?

☐ Yes ☐ No

Save and continue



Your CAS will say if you need ATAS. Consult the International Student Adviser if you are not sure whether you need ATAS clearance.

Future official financial sponsor

Will you be receiving money from an official financial sponsor for your continuing studies?

☐ Yes ☐ No

► [What is an official financial sponsor?](#)

Save and continue

Answer 'Yes' or 'No', press 'Save and continue'.

Course information

Name of sponsor institution (school/college/university)

Aberystwyth University

← Enter 'Aberystwyth University'.

Course name

Qualification you will get

This is the level of the qualification you will receive at the end of your course.
If you are unsure about the level of your qualification, [find out what qualification levels mean here](#) or ask your sponsor institution.

You will find this information on your CAS.

Are you going to be a student union sabbatical officer?

▶ [What is a student union sabbatical officer?](#)

☐

Yes

☐

No

← Most students will reply 'No'.

Save and continue

← Always 'Save and continue'.


Continuing a course of study

Are you applying to continue on the same course of study?

Select yes if you have been granted permission for this course before.
For example, you may need to resit exams.

☐ Yes ☐ No

Save and continue



If you are a new student answer 'No', press 'Save and continue'.

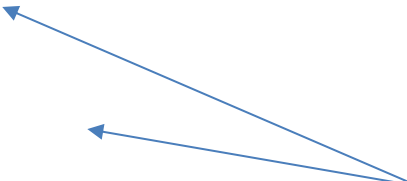
Accommodation payments

Have you or your parent(s)/legal guardian(s) already paid any money to your sponsor for accommodation?

This does not include money paid to a private landlord or housing organisation. Read the [Student Visa guidance](#) to understand how much of this will count towards your maintenance requirement.

☐ Yes ☐ No

Save and continue



This question only refers to students who are staying in University accommodation. If you have paid any accommodation fees select 'Yes', if you have not paid any accommodation fees select 'No'.

Course fees

What are your course fees for your first year?

If your course is shorter than 12 months, state the total course fee. This information is on your Confirmation of Acceptance for Studies (CAS) statement. Alternatively, you can contact your sponsor for this information.

£

The course fees will be stated on your CAS.

Have you or your parent(s) or legal guardian(s) already paid any of your course fees?

Please select No if your course does not have a fee.

☐

Yes

☐

No

Save and continue

Answer 'Yes' or 'No', press 'Save and continue'.

Student Loan

You must show that you have enough money to cover your course fees, and living costs for you and any dependants [Read the guidance](#) to find out how much money you need to show and what documents you can use as evidence.

Are any of the funds required for this application in the form of a student loan?

☐ Yes ☐ No

Save and continue

Answer 'Yes' or 'No', press 'Save and continue'.

Maintenance funds

You must show that you have enough money to cover your course fees and living costs. [Read the guidance document](#) to find out how much money you need to show and what documents you can use as evidence.

Are all of the maintenance funds required for this application in a bank account with your name on it?

☐

Yes

☒

No

Are you relying on money held in an account under your parent(s) or legal guardian(s) name?

☐

Yes

☐

No

Save and continue

*If the money you are using is in your name select 'Yes',
if the money is in your parent's name select 'No'.*

Additional information about your application

If you needed to add more information about your application but were not able to, you can write it here.

If there is no further information you want to add, click the 'Save and continue' button.

Add further details:



Maximum of 1,000 characters

Save and continue

It is fine if you do not have any additional information to add.

Press 'Save and continue'.

1. Start **2. Application** 3. Documents 4. Declaration 5. Pay 6. Further actions

[◀ Back](#)

Check your answers

Check the information below before you continue to the next section.

Personal information

Who does this email address belong to? You

[Change](#)



Do you have another email address? No

[Change](#)

*You can now check all the answers that you have provided. Once you have done this, scroll to the bottom of the screen and click on **'Continue'** and follow the links to pay for the Immigration Health Surcharge and visa application fee.*

If you need to add dependants to your visa application, you will need to complete a separate [partner application](#) or [child application](#).

Check you can use the app

You can use the app on:

- an iPhone 7 or newer models
- an Android phone with near-field communication (NFC)

Check the phone's settings to see if it has NFC. The phone has NFC if you can use it to make contactless payments.

If you do not have a phone

Ask a friend or family member if you can use their phone. No information is stored on the app or phone after you close it.

You do not have to apply on the phone - you can do the rest of your application on your computer or another device.

We will send your decision letter by email – this can be your email or someone else's. You do not use your decision letter to prove your status.

Continue



Check you can use the app on your phone, press 'Continue'.

Create a UK Visas and Immigration account

EU, EEA and Swiss students

To use this service, you need to create an account.

Once you have an account, you can use it to confirm your identity, apply and use other Home Office services.

What you need

You will need your:

- date of birth
- passport
- email address
- phone number

If you need to give someone application access so they can apply for you, you also need their email address and phone number.

Who can create an account

You can create an account for yourself or someone else in some cases - for example, your young child.

Create an account

← Press 'Create an account'.

Who is completing this application form?

☐ The applicant  *Select 'The applicant', press 'Continue'.*

☐ Someone else

! If you do not need access to the applicant's account select 'Applicant' and answer all questions as the applicant

Continue

What is your country of nationality?

This is the country of nationality shown on your identity document. Use the English spelling if it is written in 2 languages.

Continue



Enter your country of nationality, press 'Continue'.

Enter your passport details

Passport number

This can contain letters and numbers. For example, "120382978A".

Country of issue

This is usually shown on the first page of your passport, at the top. Use the English spelling or the country code.

Does your passport have an expiry date?

☐ Yes ☐ No

Continue

Enter your passport details, press 'Continue'.

What is your date of birth?

For example, 29 03 1976

Day Month Year

--	--	--

▶ [Help with date of birth](#)

Continue

Enter your date of birth, press 'Continue'.

What is your name?

Enter your name as it is written on your identity document. Use the English spelling if it is written in two languages.

Given names

Also known as your first and middle names

Surname

Include all your surnames

Continue

Enter your names as they appear on your passport.

What is your email address?

We will send a single-use 6-digit security code to this email address. This is to verify the address is correct and that you have access to it.




Enter your Aber email address.

Continue

Verify your email address

We have sent a 6-digit code to

@aber.ac.uk

If you have not received a code, make sure the email address is correct and you have checked your spam folder.

Enter code



Enter the code that you received by email.

Continue

What is your phone number?

EU, EEA and Swiss students

We will send a single-use 6-digit security code by text message (SMS) to this phone. You will need to verify it in the same way as your email.

For international numbers include + and the country code.

For example, +39 1 33 45 70 90



Enter your mobile number.

Continue

Verify your phone number

We have sent a 6-digit security code by text message to:

It may take a few minutes to arrive.

Enter security code



Enter the code that you received by text.

Continue

Do you need to give someone access to your application?

If someone is applying for you, you can give them access to your application

☐ Yes ☒ No

Continue

Answer 'No', press 'Continue'.

Confirm your details

Document type	Biometric Residence Permit	Change
Document number	<input type="text"/>	Change
Country of issue	<input type="text"/>	Change
Expiry date	<input type="text"/>	Change
Name	<input type="text"/>	Change
Nationality	<input type="text"/>	Change
Date of birth	<input type="text"/>	Change
Email address	<input type="text"/> CONFIRMED	
Phone number	<input type="text"/> CONFIRMED	

Check your details.

Create Account

Press 'Create Account'.

Account created

What happens next

You will need to use the 'UK Immigration: ID Check' app to verify your identity.

Sign in

To sign in, you will need:

- your identity document number
- your date of birth
- access to your phone or email

You will be sent a security code to sign in.

Sign in

Confirm your identity using the app

You will need to:

1. Download and open the 'UK Immigration: ID Check' app.
2. Use the app to scan your identity document.
3. Upload a photo of yourself.

Continue

After you confirm your ID, you can return to the start of the tutorial to complete your Student visa application.